



JACKSONVILLE STATE UNIVERSITY

at a Glance

Spring 2023 Quick Facts

Spring 2023 Enrollment 8,667

Enrollment by College and Classification

	Arts & Humanities	Business & Industry	Education and Prof Studies	Hlt Prof & Wellness	Science & Math	Social & Behav Sciences	Undecided or Other	Grand Total
Freshman	213	399	207	470	232	325	1,015	2,861
Sophomore	148	322	190	371	163	242	16	1,452
Junior	165	322	205	352	136	270	1	1,451
Senior	213	330	296	431	148	227	29	1,674
Graduate	112	103	396	148	72	213	12	1,056
Doctoral	0	0	8	126	0	39	0	173
Grand Total	851	1,476	1,302	1,898	751	1,316	1,073	8,667

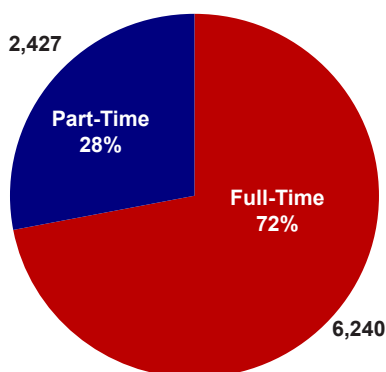
Enrollment by Ethnicity and Classification

Race Description	Freshman	Sophomore	Junior	Senior	Graduate	Doctoral
American Indian/Alaska Native	9	2	8	9	5	
Asian/Asian American	39	14	17	17	32	3
Black/African American	733	354	317	310	233	48
Hispanic/Latino		3	3	8	7	1
Ntv Hawaiian/Other Pacific Isl	3	2	3	2	1	
White/Non-Hispanic	1,619	932	964	1,186	727	115
Race/Ethnicity Unknown	458	145	139	142	51	6
Grand Total	2,861	1,452	1,451	1,674	1,056	173

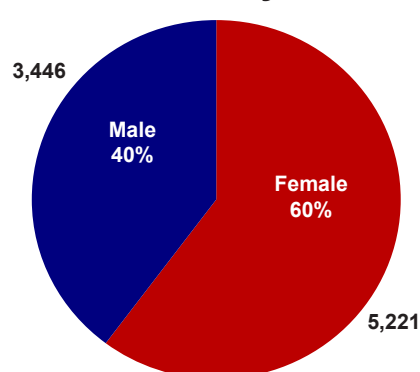
Enrollment by College and Status

Arts & Humanities	Business & Industry	Education and Prof Studies	Hlt Prof & Wellness	Science & Math	Social & Behav Sciences	Undecided or Other
Full-Time: 701 Part-Time: 150	Full-Time: 1,237 Part-Time: 239	Full-Time: 931 Part-Time: 371	Full-Time: 1,560 Part-Time: 338	Full-Time: 656 Part-Time: 95	Full-Time: 1,018 Part-Time: 298	Full-Time: 137 Part-Time: 936

Enrollment by Status



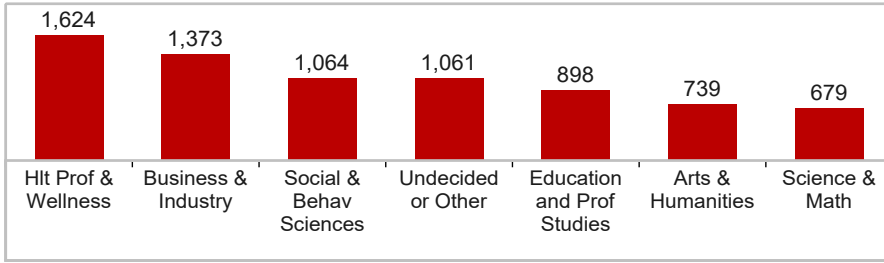
Enrollment by Gender



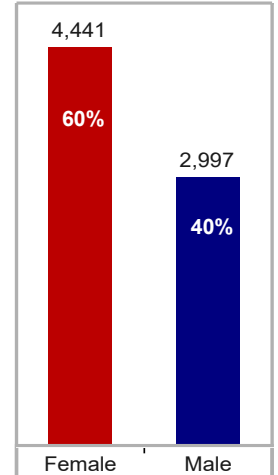
Undergraduate Enrollment 7,438

Undergraduate students make up 86% of JSU's total Spring 2023 enrollment.

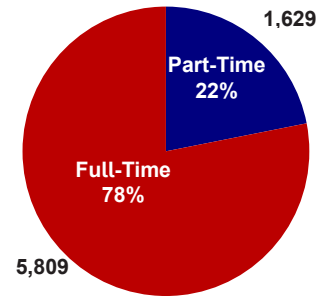
By College



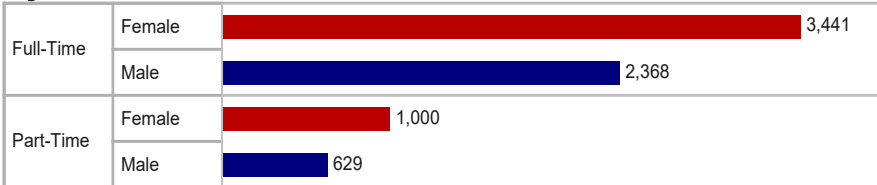
By Gender



By Status



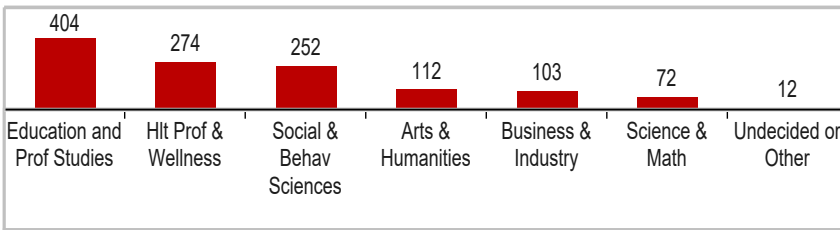
By Gender and Status



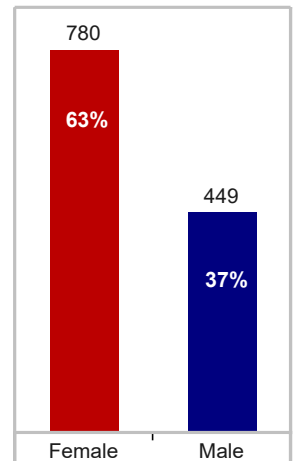
Graduate Enrollment 1,229*

Graduate students make up 14% of JSU's total Spring 2023 enrollment.

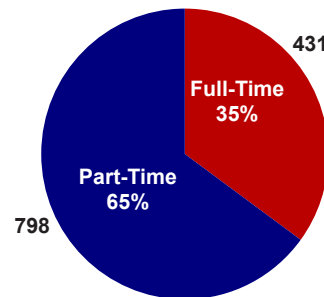
By College




By Gender



By Status



By Gender and Status

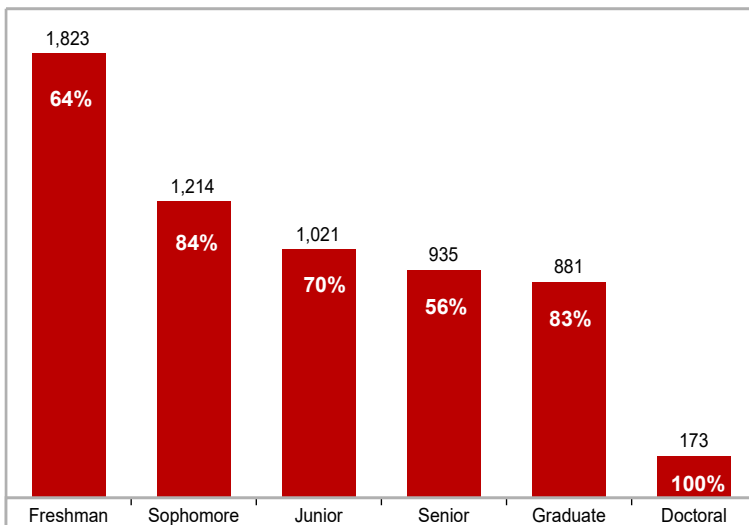


*Includes Doctoral Enrollment

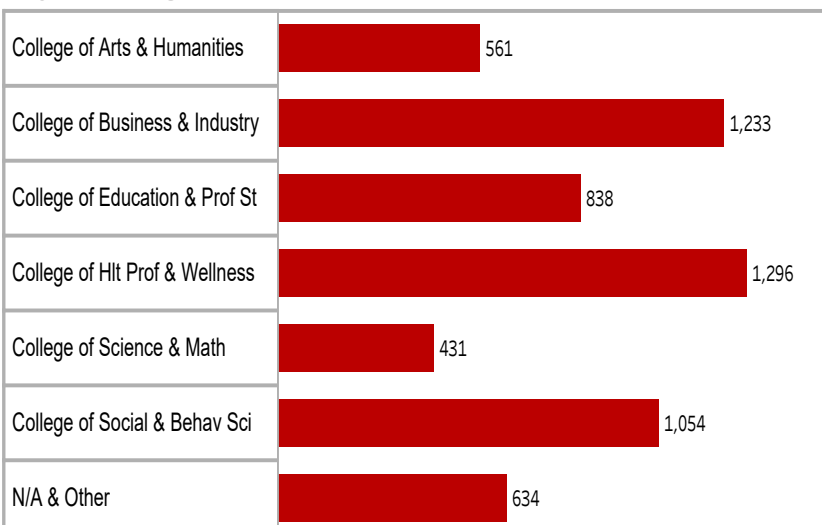
Distance Education*

6,047 students are enrolled in Distance Education courses this Spring.

By Classification



By College



*Note: Distance Education courses are defined as any course with schedule type: ONL and SON
Institutional Research and Effectiveness

Based on Spring 2023 Census Data - January 30, 2023

JSU Strategic Plan 2023

Mission

Jacksonville State University, a learning-centered community, provides distinctive educational, cultural and social experiences to prepare students to be competent, ethical professionals and engaged, responsible, global citizens.

Reach

As a thriving learning community, we depend on a strong financial foundation based on diverse student enrollment, a spirit of generosity, and a culture of accountability.

Commitment 1

As the higher education landscape is challenged with access and competition, we will commit to advance JSU's financial strength, enrollment goals, and the overall success of students.

Goals

1. Inclusive Enrollment

Attract, enroll, and support undergraduate and graduate students with unique experiences from across the region, state, and globe.

2. Spirit of Generosity

Create a dynamic culture of philanthropy to inspire generosity.

3. Culture of Accountability

Cultivate an environment that promotes and encourages effectiveness, efficiency, innovation, informed practices, optimization, value communication, and transparency while continuously measuring our progress and seeking to expand our financial resources.

Engage

As a university, we ensure the vibrancy of our campus, community, and region through the benefit of belonging, mutual relationships, and power of place.

Commitment 2

Create symbiotic partnerships that impact the university learning environment, providing additional opportunities for the exchange of ideas, experiential learning, and community engagement, while allowing university members to give back to the community.

Goals

1. Benefit of Belonging

Improve the accessibility of a safe, equitable, diverse campus supportive of all campus and community members.

2. Mutual Relationships

Strengthen partnerships to improve quality of life through collective impact.

3. Power of Place

Ensure a vibrant and successful campus and community that will be attractive to a diverse population.

Discover

As educators, we do not provide the answers. We provide the experiences, environments, and expectations that allow learners to discover the answers.

Commitment 3

In an age of rapid educational change and innovation, we will continue to advance our capacity for creating diverse, meaningful, and accessible learning opportunities that prepare all learners (faculty, staff, students, community members) for success.

Goals

1. Experiences

Provide learning experiences that connect learners with real-world knowledge, skills, and opportunities.

2. Environments

Create and provide new learning environments characterized by modern facilities, technological enhancements, active learning, and engaging instruction.

3. Expectations

Promote and assess critical thinking, essential employability skills, diversity and inclusion, and successful degree completion in all learning experiences and environments.